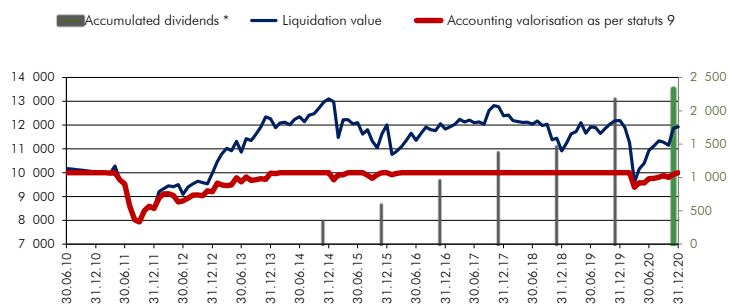


ONE CREATION Cooperative

SPECIFICITY

ONE CREATION Cooperative is an instrument dedicated to the investment community to support the rapid development of environmental technologies through a global multisectoral approach. This instrument is a means of providing long-term financial support to these companies and supporting them in achieving the ecological, climatological and societal objectives of the sustainable economy. This instrument is a means of supporting the achievement of the objectives of the Paris Agreement in the long term.

HISTORICAL DEVELOPMENT



* Dividend 2020 CHF 148,- subject to the auditor's report and the decision of the General Meeting of Shareholders

TOP 10 LISTED POSITIONS

Company	Sector	Percentage
JOHNSON CONTROLS INTERNATIONAL	Ecological materials	3,85%
JOHNSON MATTHEY	Environmental chemistry and biology	3,58%
COMPAGNIE DE SAINT-GOBAIN	Ecological materials	3,52%
AIR LIQUIDE	Environmental chemistry and biology	3,29%
SGS NOM.	Waste management	3,29%
KYOCERA	Renewable energies	3,22%
UNION PACIFIC	Sustainable mobility	3,05%
UMICORE	Ecological materials	2,85%
AIR PRODUCTS & CHEMICALS	Environmental chemistry and biology	2,51%
GEBERT	Water management	2,36%

TOP 5 UNLISTED POSITIONS

Company	Sector	Accounting value
ASTROCAST SA	Environmental advisory	5,31%
MA BONNE ÉTOILE	Waste management	4,40%
STERILUX SA	Energy efficiency	4,38%
DEPSYS	Energy efficiency	3,79%
PONZIO SOLAR	Renewable energies	3,75%

INFRASTRUCTURES

BUILDING VEVEY	Photovoltaïque plant	0,93%
----------------	----------------------	-------

INVESTMENT GOALS

The Cooperative takes positions in listed and unlisted companies and in infrastructure, engaged in sectors that promote development and economic growth with a positive impact on the environment.

The following economic sectors are considered:

- Environmental chemistry and biology
- Environmental advisory
- Energy efficiency
- Water management
- Waste management
- Ecological materials
- Sustainable mobility
- Renewable energies

FUNDS FEATURES

Direction	CONINCO Explorers in finance SA
Custodian Bank	Pictet & Cie (Europe) S.A., Geneva
Commercial Relationship Banking	Credit Suisse (Suisse) S.A., Vevey
Auditors	Deloitte SA, Geneva
Cooperative Type	Open
Domicile	Vevey, Suisse
Inception Date	23 June 2010
Currency	CHF
End of Fiscal Year	31.12
Subscription of shares	Daily
Redemption	31.12 / Six months notice
Distribution	Dividend acquired at 31.12
Management Fees	max 2.3%
ISIN	CH0211420010
Min. Investment	CHF 10'000
Federal stamp	1%
Current issuing commission	2%

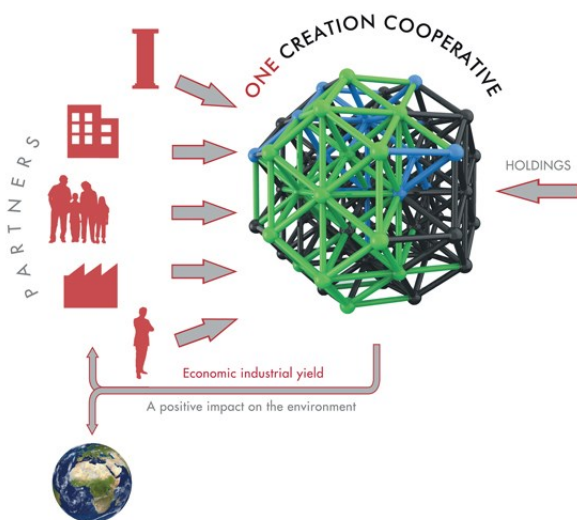
FINANCIAL DATA

Estimated accounting value of one share	CHF	10 000,00
Result before tax per share	CHF	191,71
Result per share after tax	CHF	148,15
Estimated liquidation value of one share	CHF	11 925,67
Existing reserve fund	CHF	2 629 843,98
Share capital	CHF	16 000 000,00

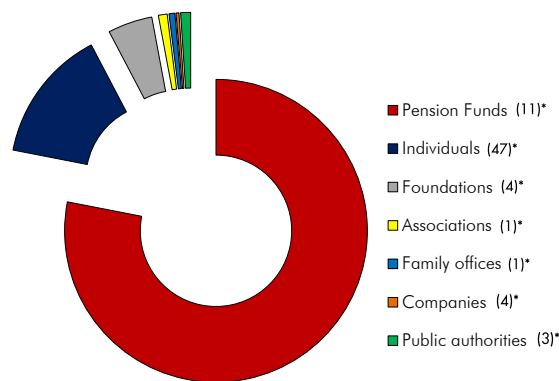
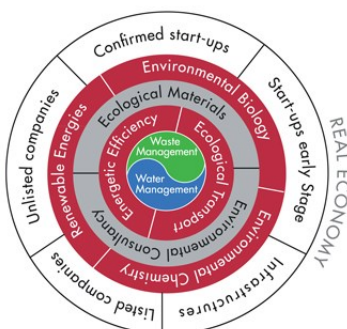
END OF MONTH ESTIMATION PER SHARE

Value 2010	January	February	March	April	May	June	July	August	September	October	November	December
2010						10 000,00	10 000,00	10 000,00	10 000,00	10 000,00	10 000,00	10 000,00
2011	10 000,00	10 000,00	9 983,37	10 000,00	9 697,00	9 525,81	8 611,89	8 021,36	7 932,12	8 401,50	8 593,71	8 497,00
2012	8 936,02	9 107,36	9 114,91	9 047,96	8 770,65	8 817,35	8 930,90	9 056,19	9 064,11	9 032,25	9 235,29	9 201,20
2013	9 565,00	9 487,33	9 456,89	9 491,34	9 789,00	9 615,89	9 818,06	9 675,04	9 704,27	9 751,86	9 718,74	9 980,46
2014	9 960,31	10 000,00	10 000,00	10 000,00	10 000,00	10 000,00	10 000,00	10 000,00	10 000,00	10 000,00	10 000,00	10 000,00
2015	9 702,19	9 912,96	9 908,21	10 000,00	10 000,00	10 000,00	10 000,00	9 891,15	9 764,08	9 924,92	10 000,00	10 000,00
2016	9 909,54	9 965,01	10 000,00	10 000,00	10 000,00	10 000,00	10 000,00	10 000,00	10 000,00	10 000,00	10 000,00	10 000,00
2017	10 000,00	10 000,00	10 000,00	10 000,00	10 000,00	10 000,00	10 000,00	10 000,00	10 000,00	10 000,00	10 000,00	10 000,00
2018	10 000,00	10 000,00	10 000,00	10 000,00	10 000,00	10 000,00	10 000,00	10 000,00	10 000,00	10 000,00	10 000,00	10 000,00
2019	10 000,00	10 000,00	10 000,00	10 000,00	10 000,00	10 000,00	10 000,00	10 000,00	10 000,00	10 000,00	10 000,00	10 000,00
2020	10 000,00	10 000,00	9 387,41	9 575,97	9 572,21	9 751,37	9 763,26	9 805,76	9 880,44	9 800,97	9 926,93	10 000,00

STRUCTURAL SCHEME



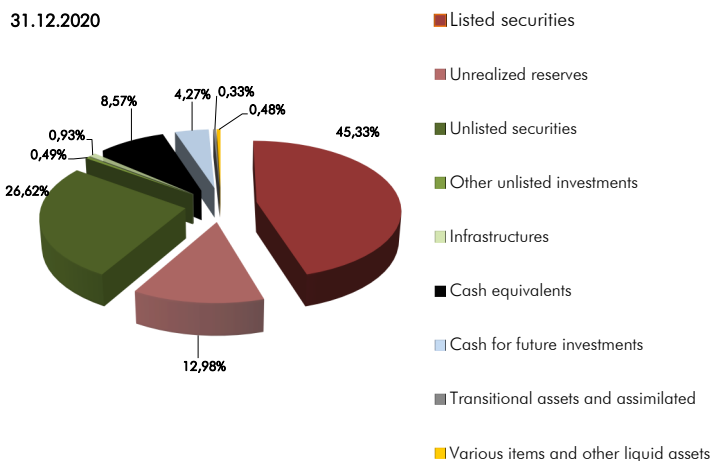
SHARE CAPITAL PER ASSOCIATES



* Number of partners

ALLOCATION OF SHARE CAPITAL

31.12.2020



ABOUT CONINCO Explorers in finance SA

CONINCO Explorers in finance SA, in addition to its consulting activities for institutional investors, has almost 28 years of experience in asset management and value enhancement.

The company is regulated by the FINMA, the federal authority for financial markets' supervision, in the capacity of collective investment manager as understood by Articles 13 and 14 of the law on collective investments (LPCC) and is a signatory of the Principles for Responsible Investment (PRI).

CONTACT/DIRECTION

CONINCO Explorers in finance SA

Quai Perdonnet 5, CH-1800 Vevey

T. +41 (0)21 925 00 33 | F. +41 (0)21 925 00 34

coninco@coninco.ch

www.coninco.ch

LEGAL DOCUMENTS

The Articles of Association, the latest annual report and key information documents for investors can be obtained free of charge from the Management or on the website www.onecreation.org. This publication is for information purposes only. We do not give any warranty or guarantee as to its content, in particular as to its accuracy, completeness or weighting, and assume no responsibility in this regard. In the United States, the United Kingdom and Italy, this publication is only intended for professional financial intermediaries. The opinions expressed in this document reflect only the current opinions of the authors, opinions that they have formed in the course of their usual activities. They may be subject to change at any time, without further notice. These opinions may differ from those of other group entities. The group is not required to forward its divergent opinions to the recipients of this publication. Any investment decision must be based on a full and appropriate investigation and should not be based exclusively on this document. An investor's historical performance does not necessarily indicate the future evolution of the same investment. The value of an investment and the income derived from it can rise as well as fall. In addition, the investor has no guarantee that all the amounts invested will systematically be recovered. International investments include, in addition to currency risks, risks related to the political and economic uncertainties of other countries. The group, respectively its employees and agents, may hold investments mentioned in this document, and may also hold, increase or sell positions in one or more investments mentioned in this document or in related investments. Other countries: the laws of other regions or countries may limit the distribution of this document; for this reason, persons in possession of this document should inform themselves of and respect such limitations. Further information is available on request. All rights reserved. Past results are no guarantee for future results.