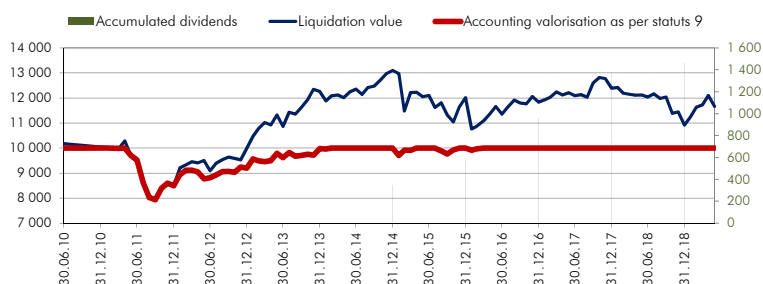


ONE CREATION Cooperative

SPECIFICITY

ONE CREATION Cooperative is a company that provides an instrument dedicated to the investment community to support the rapid development of environmental technologies through a global multisectoral approach. This instrument is a means of providing long-term financial support to these companies and supporting them in achieving the ecological, climatological and societal objectives of the sustainable economy. This instrument is a means of supporting the achievement of the objectives of COP21 in the long term.

HISTORICAL DEVELOPMENT



TOP 10 LISTED POSITIONS

| | | |
|------------------------|----------------------------------|-------|
| JOHNSON CONTROLS INT. | Environmental friendly materials | 2,80% |
| GEBERIT | Water management | 2,67% |
| KYOCERA | Renewable energies | 2,62% |
| SCHNEIDER ELECTRIC | Energy efficiency | 2,54% |
| SGS NOM | Environmental consultancy | 2,36% |
| COMPAGNIE DE ST-GOBAIN | Environmental friendly materials | 2,29% |
| APPLIED MATERIALS | Renewable energies | 2,27% |
| AIR LIQUIDE | Environmental chemistry | 2,07% |
| SHIMANO | Eco-friendly transportation | 2,02% |
| JOHNSON MATTHEY | Environmental chemistry | 1,97% |

TOP 3 UNLISTED POSITIONS

| | | |
|-------------------|-----------------------------|-------|
| DEPSYS SA | Energy efficiency | 3,88% |
| PONZIO SOLAR SA | Renewable energies | 3,84% |
| MCE-5 DEVELOPMENT | Eco-friendly transportation | 3,69% |

INFRASTRUCTURES

| | | |
|----------------|----------------------|-------|
| BUILDING VEVEY | Photovoltaïque plant | 1,30% |
|----------------|----------------------|-------|

INVESTMENT GOALS

The Cooperative takes positions in listed and unlisted companies engaged in sectors that promote development and economic growth with a positive impact on the environment and in infrastructure.

The following economic sectors are considered:

- Environmental biology
- Environmental chemistry
- Environmental advisory
- Energy efficiency
- Water management
- Waste management
- Ecological materials
- Eco-friendly transportation
- Renewable energies

FUNDS FEATURES

| | |
|---------------------------------|------------------------------------|
| Direction | CONINCO Explorers in finance SA |
| Custodian Bank | Pictet & Cie (Europe) S.A., Geneva |
| Commercial Relationship Banking | Credit Suisse (Suisse) S.A., Vevey |
| Auditors | Deloitte SA, Geneva |
| Cooperative Type | Open |
| Domicile | Vevey, Suisse |
| Inception Date | 23 juin 2010 |
| Currency | CHF |
| End of Fiscal Year | 31.12 |
| Subscription of shares | Daily |
| Redemption | 31.12 / Six months' notice |
| Distribution | Dividend acquired at 31.12 |
| Management Fees | max 1.5% |
| ISIN | CH0211420010 |
| Min. Investment | CHF 10'000 |
| Federal stamp | 1% |
| Current issuing commission | 2% |

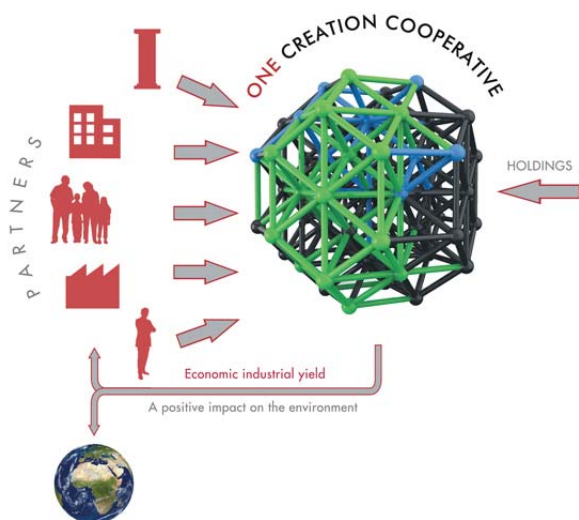
FINANCIAL DATA

| | | |
|--|-----|---------------|
| Estimated accounting value of one share | CHF | 10 000,00 |
| Result before tax per share | CHF | 452,92 |
| Result per share after tax | CHF | 321,81 |
| Estimated liquidation value of one share | CHF | 11 659,27 |
| Existing reserve fund | CHF | 1 575 067,03 |
| Share capital | CHF | 13 400 000,00 |

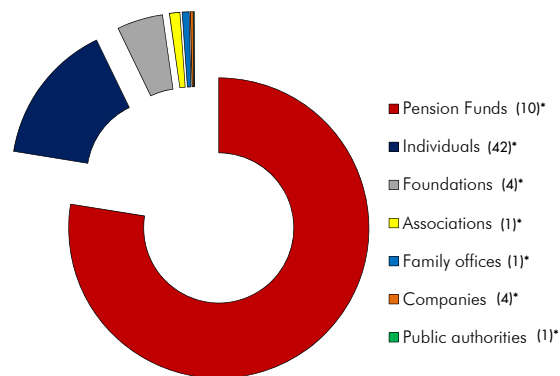
END OF MONTH ESTIMATION PER SHARE

| Value 2010 | January | February | March | April | May | June | July | August | September | October | November | December |
|------------|-----------|-----------|-----------|-----------|-----------|-----------|-----------|-----------|-----------|-----------|-----------|-----------|
| 2010 | | | | | | 10 000,00 | 10 000,00 | 10 000,00 | 10 000,00 | 10 000,00 | 10 000,00 | 10 000,00 |
| 2011 | 10 000,00 | 10 000,00 | 9 983,37 | 10 000,00 | 9 697,00 | 9 525,81 | 8 611,89 | 8 021,36 | 7 932,12 | 8 401,50 | 8 593,71 | 8 497,00 |
| 2012 | 8 936,02 | 9 107,36 | 9 114,91 | 9 047,96 | 8 770,65 | 8 817,35 | 8 930,90 | 9 056,19 | 9 064,11 | 9 032,25 | 9 235,29 | 9 201,20 |
| 2013 | 9 565,00 | 9 487,33 | 9 456,89 | 9 491,34 | 9 789,00 | 9 615,89 | 9 818,06 | 9 675,04 | 9 704,27 | 9 751,86 | 9 718,74 | 9 980,46 |
| 2014 | 9 960,31 | 10 000,00 | 10 000,00 | 10 000,00 | 10 000,00 | 10 000,00 | 10 000,00 | 10 000,00 | 10 000,00 | 10 000,00 | 10 000,00 | 10 000,00 |
| 2015 | 9 702,19 | 9 912,96 | 9 908,21 | 10 000,00 | 10 000,00 | 10 000,00 | 10 000,00 | 9 891,15 | 9 764,08 | 9 924,92 | 10 000,00 | 10 000,00 |
| 2016 | 9 909,54 | 9 965,01 | 10 000,00 | 10 000,00 | 10 000,00 | 10 000,00 | 10 000,00 | 10 000,00 | 10 000,00 | 10 000,00 | 10 000,00 | 10 000,00 |
| 2017 | 10 000,00 | 10 000,00 | 10 000,00 | 10 000,00 | 10 000,00 | 10 000,00 | 10 000,00 | 10 000,00 | 10 000,00 | 10 000,00 | 10 000,00 | 10 000,00 |
| 2018 | 10 000,00 | 10 000,00 | 10 000,00 | 10 000,00 | 10 000,00 | 10 000,00 | 10 000,00 | 10 000,00 | 10 000,00 | 10 000,00 | 10 000,00 | 10 000,00 |
| 2019 | 10 000,00 | 10 000,00 | 10 000,00 | 10 000,00 | 10 000,00 | | | | | | | |

STRUCTURAL SCHEME



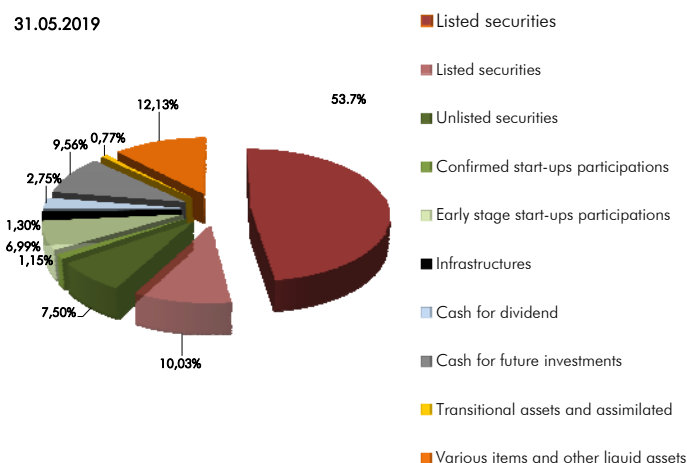
SHARE CAPITAL PER ASSOCIATES



* Number of partners

ALLOCATION OF SHARE CAPITAL

31.05.2019



ABOUT CONINCO Explorers in finance SA

CONINCO Explorers in finance SA, in addition to its consulting activities for institutional investors, has almost 28 years of experience in asset management and value enhancement.

The company is regulated by the FINMA, the federal authority for financial markets' supervision, in the capacity of collective investment manager as understood by Articles 13 and 14 of the law on collective investments (LPCC) and is a signatory of the Principles for Responsible

CONTACT/DIRECTION

CONINCO Explorers in finance SA

Quai Perdonnet 5, CH-1800 Vevey

T. +41 (0)21 925 00 33 | F. +41 (0)21 925 00 34

coninco@coninco.ch

www.coninco.ch

LEGAL DOCUMENTS

The Articles of Association, the latest annual report and key information documents for investors can be obtained free of charge from the Management or on the website www.onecreation.org. This publication is for information purposes only. We do not give any warranty or guarantee as to its content, in particular as to its accuracy, completeness or weighting, and assume no responsibility in this regard. In the United States, the United Kingdom and Italy, this publication is only intended for professional financial intermediaries. The opinions expressed in this document reflect only the current opinions of the authors, opinions that they have formed in the course of their usual activities. They may be subject to change at any time, without further notice. These opinions may differ from those of other group entities. The group is not required to forward its divergent opinions to the recipients of this publication. Any investment decision must be based on a full and appropriate investigation and should not be based exclusively on this document. An investor's historical performance does not necessarily indicate the future evolution of the same investment. The value of an investment and the income derived from it can rise as well as fall. In addition, the investor has no guarantee that all the amounts invested will systematically be recovered. International investments include, in addition to currency risks, risks related to the political and economic uncertainties of other countries. The group, respectively its employees and agents, may hold investments mentioned in this document, and may also hold, increase or sell positions in one or more investments mentioned in this document or in related investments. Other countries: the laws of other regions or countries may limit the distribution of this document; for this reason, persons in possession of this document should inform themselves of and respect such limitations. Further information is available on request. All rights reserved. Past results are no guarantee for future results.